

HAVEN

ISSUE NO. 02 | OCT 2021

by **THE EDGE**
SINGAPORE

There's no place like home

Find out how an interior designer used quirky accents and colour to enliven this luxurious penthouse

Interior ideas

Furnishings and lifestyle accessories to elevate your living space

Home hacks

How to buy art, upcycle old furniture, grow plants, and Zoomify your work space

Complimentary
with THE EDGE
NOT FOR SALE

THE MAGIC LIES IN THE DETAILS

UNVEILING OF THE NEW EXCELLENCE LINE BY V-ZUG

With its understated design and intuitive operation, the new generation of ovens and steam cookers in the Excellence Line has won the 2021 Red Dot 'Best of the Best' Award for Product Design and been awarded the iF Design Award 2021. Discover the award-winning range of kitchen appliances at our flagship boutique today.





Swiss perfection for your home

V-ZUG Singapore, 6 Scotts Road, #03 - 11 / 12 / 13, Singapore 228209, +65 6926 0878



EDITOR'S NOTE

We thought Covid-19 would go away but here we are, more than a year and a half into the pandemic. It has been a while since our last vacation abroad and most of us are suffering from cabin fever. The upside is that a lot of us have more money and become proud homeowners. Now, we want nothing more than to spruce up our homes as we turn niches into working spaces and cosy corners for rest and relaxation.

In this second issue of HAVEN, you will find home furnishing ideas in Destination Lifestyle (Page 6); creating a Zoom-ready home office (Page 31); choosing low-maintenance indoor plants (Page 34); 5 Places To Restore Heirloom Furniture (Page 24); and The Art Of Buying Art (Page 30) that features tips on breathing life into your living space by choosing the right art pieces. In There Is No Place Like Home (Page 16), an interior designer shows you how to create a living space in a penthouse that tick all the boxes according to client's requirements.

The team of writers, designers, layout artists, and marketing and sales staff who made this glossy magazine come to life hope you will be inspired to renovate and redecorate your home.

Audrey Simon,
Executive Editor

PUBLISHER AND CEO | BERNARD TONG

EDITORS | CHAN CHAO PEH, CECILIA CHOW

EXECUTIVE EDITOR | AUDREY SIMON

ASSISTANT EDITOR | JASMINE ALIMIN

COPY EDITING DESK | LEE PANG CHUAN, ZUL OTHMAN, PEK TIONG GEE, RACHEL HENG

PHOTOGRAPHER | ALBERT CHUA, SAMUEL ISAAC CHUA

HEAD, STRATEGY | COWIE TAN

ADVERTISING SALES, VICE-PRESIDENT, SALES & OPERATIONS | DIANA LIM

DEPUTY TEAM LEAD | PANG KAI XIN, JANE WONG

ACCOUNT DIRECTOR | IVY HONG

DEPUTY ACCOUNT DIRECTOR | JANICE ZHU

ACCOUNT MANAGERS | BERNARD WONG, TEO FEN LEIGH, RAYMOND TEO

CIRCULATION & PARTNERSHIP | STEPHANIE KHOO

ART DIRECTION & EDITORIAL LAYOUT | BRYAN TJOA

HAVEN.THEEDGESINGAPORE.COM

PUBLISHER | THE EDGE PUBLISHING PTE LTD, 380 JALAN BESAR, #16-01, SINGAPORE 209000

PRINTER | KHL PRINTING CO PTE LTD, 57 LOYANG DRIVE, SINGAPORE 508968

MCI (P) 046/08/2021

CONTENTS

06 Destination Lifestyle

A vase placed here and a clock there can do wonders to elevate the look of your home

08 Luxury Interiors

Every item in the Hermès Collections will turn your home from drab to fab

10 The Allure of Van Holland

This luxury boutique condominium has all the modern conveniences nestled in a sea of greenery

12 Daily Care

Sure-fire ways to protect your home from germs and keep the air fresh

13 A Private Sanctuary

The bathroom, the most-used room in your home, needs a beautifully-designed shower toilet

14 Living It Up Downtown

The future Greater Southern Waterfront is where One Bernam, an integrated living space, will be situated

16 There Is No Place Like Home

With the help of an interior designer, you too can transform your home from a dream to reality

24 5 Places To Restore Heirloom Furniture

Give that much-used favourite piece of furniture a new lease on life

26 Kitchen Expert Par Excellence

Line of ovens and steam cookers by V-Zug will make chefs out of us yet

28 In The Seat of Luxury

Space Furniture has a line of sofas and armchairs that keep you happy as you work and play on it

30 The Art Of Buying Art

Tips and tricks on how to choose the right art for your home

31 The Zoom Boom

Let your personality shine with the right backdrop that fits the nature of your meetings

34 A Greener Way Of Life

The best indoor plants and how to care for them



Destination Lifestyle

BY
AUDREY
SIMON



Telling time

Get a statement piece such as a wall clock designed by American designer George Nelson whose fascination for clocks led him to believe that people used clocks to read time by discerning the relative position of the hands, which made the use of numbers unnecessary. Furthermore, since most people wore wristwatches, he assumed that clocks had become more of a decorative element for interiors. Well said indeed.



Light the way

Lamps are necessary in certain corners of a room and the Petite Potence by Jean Prouvé is perfect for a study room as the swing arm is 103 cm long, with a powder-coated finish in colours derived from the original hues used by Prouvé. The first version of the Potence wall lamp was created in the 1940s for his own home which was a simple light bulb affixed to a long, pivoting steel bar, which is held by a steel wire. This functionalist, purist design was soon produced in various sizes, with an added handle on larger models to facilitate the swivel movement.



A cut above the rest

Fresh cuts of flowers add cheer to any home and respect it by putting them in a Nuage vase. The design is reminiscent of a cloud, the motif done with aluminium profiles of varying lengths. The cavities in the basic form are now positioned upright, dividing the vase into eight individual tubes that can be used for the artful arrangement of flowers.



A marbling effect

L'Oiseau by Ronan & Erwan Bouroullec is an avian figure reminiscent of the simple artefacts of Nordic folk art and will sit perfectly on your bookshelf. Previously produced in wood or ceramic, L'Oiseau is now also available as a limited edition of 500 numbered pieces in Carrara marble.



Designer home

If you love your Versace, you will love the new home collection that features the brand's DNA. The colours, prints and iconic symbols are given a contemporary treatment and translated into interiors. Versace's unmistakable style is transferred into bedrooms, living and dining rooms, as well as outdoor areas. Versace Home's partnership with Lifestyle Design further enhances the brand's vision – fusing the recognizable design with the incredible savoir-faire and years of furniture-making experience.



Sweet dreams are made of these

After a hard day at the computer you need a proper rest. It starts with a good mattress but sheets are just as important too. Silky Miracle offers the sensuality of silk satin from the Fairy bedlinen collection. Linens' design feature include fine piping and mother-of-pearl button fastenings.

Luxury Interiors

BY AUDREY SIMON

Hermès Collections for the Home features soft furnishings that add a much-needed touch to turn your house into a cosy designer home; one that will be the envy of your neighbours. We invite you to discover home accessories, from tables and chairs to trays and rugs.



01 Les Trotteuses d'Hermès Side tables

Three heights, three diameters, three porcelain tops with colourful motifs fastened with bridle-leather straps, and a wooden base in solid oak which folds in and out with ease endow these three small round tables with a nomadic spirit for enhanced versatility. Individually, as a pair, or as a trio, the tables move effortlessly from one space to another around the home. More tops will be added every year to this collection—starting with Paper Block, Panier and H infini designs.



02 Atout d'Hermès Games table

The simple lines of this games table contrast with the sumptuous details, craftsmanship and materials contained in the central chest. The table incorporates two reversible games surfaces in leather marquetry that are perfect for cards, chess, draughts or backgammon, with concealed compartments sheathed in H bull calf for storing playing pieces, dice and counters.




03 Manège Centerpieces and change trays

Colours and materials echo each other on these objects in shapes inspired by the racecourse. These change trays, trays and centrepieces combine simple lines with sophisticated know-how. The matt leather contrasts with the depth of the lacquer, which is obtained by applying around ten coats and two different shades.

04 Cordélie Rugs

The Tremplin, H Vibration and Escalator rugs have been delicately embroidered by hand. The compositions designed by Gianpaolo Pagni and Studio Hermès are traced out by a slender cord, as if drawn with a pencil. Against a highly robust linen backdrop, this slender cotton cord marks out the lines adorning the Cordélie rugs. A very rare and meticulous embroidery technique.



05 Armchair, chair and table

This set by British designer Jasper Morrison exudes lightness and simplicity. On closer inspection, the shapes of these three objects prove to be more complex: a bevelled tabletop, slanted legs, crisp corners on the outside that are rounded on the inside, slatted chair backs from a single piece of wood, and seats with apertures in which a saddle-stitched leather pad fits perfectly for added comfort.



The allure of Van Holland

This luxury boutique condominium is the perfect home for those who desire both exclusivity and proximity to the cool vibe and lifestyle amenities of Holland Village.

BY JASMINE ALIMIN



Whether you're looking for a worthwhile investment or in search for a home for yourself or your family, Van Holland checks all the boxes for modern urban living in the prestigious District 10 area of Holland Road.

The new boutique project by Koh Brothers sits at the centre of a bustling lifestyle and entertainment hub that offers all the modern conveniences and amenities you need, including premier schools, banks and clinics, plus easy access to nearby parks and gardens, and offices in Orchard Road and One North business district.

Located along the main road and linked by a sheltered overhead bridge to Holland Village and its plethora of restaurants and retail outlets, including Holland Village MRT station and Raffles Medical, the condominium sits on an elevated site away from the bustle of Holland Road. It also happens to be the only newly-launched condominium project that is freehold.

Boutique life

What buyers will find desirable other than its attractive location is its exclusivity with only 69 units spread across three apartment blocks punctuated by lots of greenery all around its premises and even along the lengths of its façade. While two of the blocks measure five storeys high, one block is four storeys with an attic.

As you pull up into the driveway, the property welcomes the visitor with a big dose of pomp and splendour showcasing a two-storey 10m waterfall accented by lush foliage. The magnificent water feature also provides cover and discreetly conceals the lobby from the main road, giving alighting passengers ample privacy.

Another fun feature located on the periphery of the condo's grounds is the Garden of Life – a tropical art corner filled with sculptures amid a lush landscape. By day, it is a multi-textured forest; by night, it becomes an illuminated wonderland.

For a cosy development of this size, residents will be pleased to know that the property offers not one but two infinity lap pools: a 26m infinity lap pool facing the main road which enjoys a good degree of privacy and shade from the trees below, and another panoramic sky pool at the rooftop terrace.

Up top is where you find all the luxury trimmings befitting of premium condominium with facilities such as a well-equipped gym, barbecue pavilion and clubhouse with 1,000 sq ft of indoor and outdoor space, complete with a pantry as well as a fully-operational kitchen. The Sky Club can also be converted into a versatile space for business meetings.

Luxury living

To cater to a broad range of budgets and living preferences, Van Holland offers plenty of diversity in terms of apartment sizes. In the blocks fronting Holland Village, there are 53 apartments featuring one-bedroom units from 495 sq ft, two-bedroom units from 657 sq ft, two-bedroom premium units from 710 sq ft, three-bedroom and three-bedroom plus study units from 1,055 sq ft, and four-bedroom units of 1,345 sq ft.

The third block at the back faces Good Class Bungalows in the tranquil Leedon Park estate and offers 16 exclusive units all with private lift access, two of which are four-bedroom apartments with



THE CLASSIC INTERIORS ARE ENLARGED BY CEILINGS THAT SOAR TO A HEIGHT OF 3.1M

an attic. They include two-bedroom plus study apartments of 1,001 sq ft, and four-bedroom and four-bedroom plus attic with sizes from 1,593 to 1,991 sq ft.

The masculine interiors are set in monochromatic tones featuring dark wood carpentry set against white corniced walls to give the space a touch of opulence. To enlarge the living spaces, all the ceilings soar at a height of 3.1m complemented by floor-to-ceiling windows which offer unobstructed views of the world outside.

Plenty of attention to detail is also paid to the finishes and fixtures such as book-matched Arabescato Altissimo marble from Italy, which creates a stylish mirrored tile effect all throughout the living room floor and balcony. In the master bathroom, you'll also find slab-matched marble for the feature wall in the shower area.

The fully marbled master bathroom — the most pampered room in the house — glitters with Swarovski embellished faucets, hooks and racks, and spotlights luxury sanitaryware by Italian brand F.lli Frattini, in addition to state-of-the-art bathroom fittings by top-end German brand, Duravit.

Fun fact: During the planning process of the Van Holland project, CEO Francis Koh flew to Italy with his project team to not only visit the sanitaryware manufacturer but also the marble quarry to hand-select the marble blocks which are made from natural, non-cultured marble.


Other top-of-the-line finishes include Miele kitchen appliances, a wardrobe system with a pull-down garment rail system, dehumidifier and LED lights, and a customised privacy screen for the balcony area.

To cater to the digital savvy resident, every unit at Van Holland is fitted with a smart home system, to give you the convenience of controlling various functions and access to services via your smart-phone. They include smart lighting and air-conditioning, parcel services, invitations and RSVPs, digital door lock, facilities booking and more.

The future is bright

With plans afoot to rejuvenate Holland Village with a variety of condominium projects, retail offerings and refreshed public spaces, Van Holland is set to become part of all that is new and happening in the vibrant enclave.

Its strategic location to the country's hippest neighbourhood, coupled with its freehold status, certainly makes this boutique condominium an excellent choice for investment. Your home here would be valued, not just for today, but for years to come.



FLOOR-TO-CEILING WINDOWS OFFER UNOBSTRUCTED VIEWS OF THE WORLD OUTSIDE



THE ROOFTOP CLUBHOUSE BOASTS 1,000 SQ FT OF INDOOR AND OUTDOOR SPACE WHICH LOOKS OUT TO A PANORAMIC SKY POOL

Call 6262-1188 to schedule an appointment to view Van Holland's showroom at 5 Commonwealth Lane.



HOME HEALTH

Daily care

BY AUDREY SIMON



As the pandemic enters the endemic stage, we still need to make sure our house is free from germs. By now we all know the drill: wash hands thoroughly with sanitising soap, put on a mask when you leave your home and wipe down public places with alcohol wipes. For additional safety, we suggest water and air purifiers, and other home appliances to try.

Steam germs away

Dry clean your clothes at home with the LG Styler that uses the LG's TrueSteam™ technology and Moving Hanger steams odours and wrinkles away. It has the capacity to clean as much as 99.9% of all allergens.

Clean water

One of the main concerns for water purifiers is that bacteria will build up at the nozzle after some time. Sterra Water Purifier is designed such that the nozzle can be kept inside the device when not in use. There is also a UV Sterilization mechanism at the nozzle to keep it clean all the time.



Allergies, be gone

Sharp launches a front-load 2-in-1 washer-dryer with Plasmacluster Technology with a J-Tech Inverter that removes bacteria, mould and odours. It also washes and dries in 15 different programs from Cotton and Eco to Dry AirWash and Allergy considerations.



Breathe again

Ecom Mask 030 Plus Disinfection Air Purifier is the world's first professional-grade intelligent ClO2 air purification machine that will eliminate 99.9% of bacteria, smoke, odours, and more.



Here are ways you can keep your home clean and germ-free:

1. Sanitise kitchen countertops after every use.
2. Wash bed sheets and pillow cases in hot water to kill dust mites.
3. Clean bathrooms every day by wiping down the shower walls and tubs. Wipe down toilet flush handle with disinfectant after every use.
4. Air your home every day by opening the doors and windows to let fresh air in.

A private sanctuary

BY AUDREY SIMON

We all need a bit of peace and quiet in the home and sometimes, the toilet is the one place where you can create your very own atmosphere. But with the Geberit AquaClean Sela by Geberit, you won't want to leave.

Geberit is an expert when it comes to the fields of sanitary technology, design and innovative functions. Founded in Switzerland in 1874, the brand opens up new possibilities in planning, designing and installing bathrooms.

One product that has been popular since its launch in 2013 is the Geberit AquaClean Sela, which features a new take on its timeless and minimalist style. The beautifully designed, high-quality shower toilet has been enhanced with additional optimised functions and now offers an increased sense of well-being.

Created by Swiss designer Christoph Behling, the new AquaClean Sela is an elegant and stylish shower toilet that fits into almost any bathroom environment. Its timeless and minimalist design makes it look like a work of art in the bathroom. Featuring innovative technology, the Geberit AquaClean Sela features a very quiet and particularly effective flushing system and an automatic descaling programme.

One notable function is the unique WhirlSpray shower technology, which enables pleasant and thorough cleaning with low water consumption. The recently optimised TurboFlush technology also

allows the WC ceramic to be flushed out particularly thoroughly yet very quietly. What this also means is that you can flush the toilet at any time without any disruptive noises — especially useful when you don't want to wake up your partner. There is also a thoughtful subtle orientation light that is just bright enough to guide you.

One of the reasons why homeowners are drawn to AquaClean Sela is the smart technology that conceals all connections for electrical and water supply into the body of the ceramic appliance. With its rimless WC ceramic, it ensures perfect hygiene and makes cleaning a great deal easier.

Thanks to the intuitive remote control, all the inputs can be made easily with one hand. With a push of a button, you can call up the personal settings. The AquaClean Sela functions can also be controlled via smartphone through the Geberit app. On top of that, the new shower toilet also offers user recognition which uses a sensor to prevent the shower spray from being triggered inadvertently.

Now, that is one smart toilet.



Living it up downtown

Affordable luxury urban living with close proximity to the future Greater Southern Waterfront and thriving F&B scene of Tanjong Pagar are some of the reasons why One Bernam has become the home of our dreams

BY JASMINE ALIMIN

If you've harboured dreams of downtown living, where work is just minutes away and your backyard consists of the best bars and restaurants in Singapore, look no further than One Bernam – a 351-unit mixed-use development located in the heart of Tanjong Pagar.

A destination in itself where one can enjoy integrated living and leisure under one roof, the 35-storey One Bernam, developed by Hao Yuan Investment and MCC Land, comes at the perfect time as the entire Core Central Region (CCR) of Singapore undergoes major revitalisation works to coincide with the introduction of the future Great Southern Waterfront.

This new coastal metropolis, located on the fringe of the CBD, stretches for 30km from Gardens by the Bay East all the way to Pasir Panjang, and will pave the way for more residential and lifestyle developments where waterfront living will be the new way of life.

While we wait for this major undertaking by the URA to take root, property developers have been hard at work with collective en bloc sales to rebuild the surrounding area into a prime lifestyle destination, and that includes the Anson-Tanjong Pagar district where you'll find One Bernam.

Perfect location with larger units

More than just a luxurious home in the city, One Bernam encompasses a life of infinite possibilities for you to live, work and play 24/7 in a multi-faceted location that blends old and new.

It is one of the first mixed-use projects in the vicinity to launch as part of the revival masterplan for Tanjong Pagar. This gives you not only the first-buyer advantage, but also first dibs to the district's exciting features such as new retail offerings, spacious courtyards that serve as outdoor "living rooms" for communities to gather, and greener streets linking the Rail Corridor to the CBD.

Its strategic location puts it across from Tanjong Pagar MRT Station and retail neighbours like 100AM and Guoco Tower. A short stroll will take you to some of the country's finest bars and restaurants in quaint conserved shophouses, plus comforting hawker fare including Michelin-listed stalls at nearby Chinatown.

One Bernam is also extremely well-connected. Tanjong Pagar MRT Station on the East-West Line is just one MRT stop from Raffles Place Interchange for the North-South and East-West Lines. Telok Ayer MRT Station on the Downtown Line is also within a few minutes' walk and two stops from Bayfront MRT Interchange for the Downtown and Circle Lines. Nearby, the upcoming Maxwell MRT Station on the Thomson-East Coast Line is expected to be completed within the next year.

Among other mixed-use projects in the CCR, One Bernam is by far the most affordable with prices from \$2,200 psf, giving investors and homeowners plenty of bang for their buck. On top of that, the interior spaces are comparatively more spacious than other developments with roomier bedrooms and bathrooms.

One-bedroom apartments are sized from 441 to 463 sq ft; two-bedroom and two-bedroom-plus study units range from 700 to 872 sq ft; three-bedroom homes measure at 1,421 sq ft; while three-bedroom penthouses are between 1,744 and 1,948 sq ft. The largest penthouse in the development is a 4,306 sq ft unit with five bedrooms.

Where nature meets architecture

Conceptualised by design behemoth DP Architects, One Bernam's streamlined façade takes inspiration from an urban forest where its towering height resembles tall pine trees, while the podium's curvilinear form is an expression of the forest floor.



THE SKY LOUNGE AT LEVEL 34 IS A TASTEFULLY-FURNISHED FUNCTION ROOM DESIGNED FOR UPSCALE PRIVATE EVENTS

The building is clearly segmented according to the layers of a rainforest. At the bottom, the Forest Floor features a two storey retail podium of 14 shops, and above that, a floor of 13 serviced offices, all to be managed by One Bernam. To create that dense forested feel, the podium will be fronted by a welcoming central piazza lined with conserved trees.

The Subcanopy Layer is the Level 4 Sky Terrace, home to a verdant high-rise garden split into two lifestyle zones, plus a lap pool with various activity decks and entertainment zones such as the Garden Dining Pavilion, Gourmet Function Room and Clubhouse.

The Canopy Layer that runs from Level 5 all the way to Level 34 will be composed of north-south facing residential units of all sizes.

The top-most Emergent Layer is Level 34's Sky Terrace, which enjoys spectacular high-rise views of the sea and cityscape. Over here, you'll find meditative corners like a Tatami Garden and Sky Hammock Garden for you to lay back and admire the sunrise or sunset. This is also the floor to enjoy an elevated workout at the Sky Fitness Club, and host stylish parties at the Sky Lounge Garden which features a tastefully-furnished function room with high ceilings, warm wood furniture and pendant lighting.

The penthouse will sit stoically on the 35th floor with nothing but endless sky above it.

The pinnacle of luxury living

The epitome of elevated living (in all senses of the word) begins five storeys above the main street where smaller units take up the lower floors, and move up in size as they go higher. For most of the three-bedroom units including the penthouse, residents will get to enjoy private lift access.

Each apartment reflects the very essence of refined luxury living with well-proportioned living spaces that exude timelessness, intuitiveness and enduring good taste, as seen in the choice of brands for fixtures and fittings.

For ceiling fans, the designers have chosen Haiku, a leading American brand that has won more than 75 international awards for exceptional design and technology. In the bathrooms, you'll find sanitaryware by Swiss brand Laufen and tapware from award-winning Italian brand Gessi. For kitchens, there's Swiss-made Franke for the basin and Gessi for the faucet; and world-renowned V Zug which will supply the cooker hood, hob, oven, washer, dryer and built-in fridge.

To take you into the future of a digitalised home, One Bernam makes smart living a reality through a Smart Gateway that connects and controls smart devices in your home from just one wireless hub.

Other high-tech features include a Smart Doorbell that allows you to see, hear and speak with visitors on the other side of your door; a Digital Lock to enjoy the convenience of going keyless; and Smart Air-Con Control that lets you turn your smartphone into an air-con remote control for the living and dining rooms. Penthouse owners will also enjoy the use of a Magic Mirror: a digital personal assistant that displays real-time updates on traffic, weather and your day's schedule.

A place to call home where you can work where you live, and live where you play, where it's all part of a massive revival masterplan for a brighter Singapore — One Bernam is the hottest property in the district and one worth investing in.

For more information, visit onebernarnam.com.sg



THE COSY CLUBHOUSE FITTED WITH FLOOR-TO-CEILING WINDOWS OVERLOOK THE TRANQUILITY LAP POOL AND VERDANT GARDENS





There is li

It can be a daunting experience when you are trying to design your home based on your lifestyle. Getting some inspiration is a good idea. Here is a home that has been tastefully designed.



no place like home

ing to figure out how to renovate and design
help to achieve your dream home is needed.
ly done with the help of an interior designer.

BY AUDREY SIMON

The task of renovating a new home or giving the existing one a new look can be a complicated design minefield to tread. It is a good idea to work with a qualified designer or organisation who is able to listen to your needs and guide you through the process.

Founded in 2014, Singapore-based Livspace is an omnichannel home interiors and renovation platform. The company uses proprietary technology platform to provide a one stop shop experience — from design to the included products, fitted furniture and contracting services with managed last mile fulfilment — for homeowners who are looking to renovate their new and existing homes, remodel their kitchens and bathrooms or buy simple face-lifting services.

One of the most recent projects Livspace worked on was a two-storey condominium penthouse at Yong An Park with four bedrooms with ensuite bathrooms, outdoor rooftop and an entertainment area. The property is just under 7,000 sq ft.

Working on this project is Andrea Rodriguez Junquera, assistant general manager & chief designer, Livspace. Andrea is a trained architect specialising in interior design. She has collaborated with design studios across Spain, the UK and Singapore in both residential and commercial projects before founding her own design consultancy.

Here she shares with HAVEN the project at Yong An Park and how she was able to meet with the client's brief and what the future of homes are going to look like.

Firstly, tell us more about your company's design/ethos principles?

Our vision is to deliver beautifully designed homes to our customers. We desire to make our designs count by helping homeowners identify what suits their palate and bring them to life. At Livspace, we seek to deliver the results that homeowners want based on their preferences via the Livspace platform.

What is exactly the collaboration with Livspace? How does that work?

Livspace helps to ease the standard ways in which home buyers reach their ideal home design. This disrupts the interior design and home renovation market, creating an extremely efficient process that would have been unthinkable before we were introduced.

We offer an omnichannel platform and experience and seek to provide an end-to-end home renovation experience that is predictable in terms of price, timelines and quality. This predictability is attributed to our proprietary technology and streamlining of the supply chain of products and services.

To put it simply, Livspace is a one-stop destination for home interiors and renovation — design, furniture and decor, modular solutions as well as services such as tiling, flooring and ceiling design. When homeowners sign up with Livspace, we match them with one of over 100 design professionals perfectly suited to what is desired of the homeowner. Our pool of designers includes in-house designers and certified design partners.

Based on factors such as home type, scope of the project and the designer's expertise, availability, your preferred style and more, Livspace helps match our customers with the right design partner to bring their dream home to life.

Thereafter, a designer reaches out to the homeowner to further understand the project in detail.

For our designers, the Livspace platform also gives them an array of fittings and furnishings to choose from, speeding up the design process.



PERSONALITY



Which is more challenging to do, residential or commercial?

Both projects have a fair share of challenges and also opportunities for our team to explore and break boundaries and capacities of what we can and cannot do.

Commercial projects tend to come with certain guidelines in terms of colour schemes and materials, to name a few. These projects are also more visually appealing and more risks can be taken to impact and attract customers such as lighting, installations, displays and more.

For residential projects, it is important to align with the client's lifestyle requirements, as well as personal style and functional needs. These projects are also more muted and neutral, aiming for a more tailor-made and cosy space.

What was the client's brief to you?

We were given a clear brief to undertake a full home renovation and transform the condominium with a focus on plush materials and premium finishes for a luxurious look. The family also requested for a quiet corner dedicated to praying.

The family loves to entertain so we focused greatly on the rooftop and entertainment area, where projector, outdoor speakers and marble bar were built.

What were some of the challenges you faced?

We had to be careful while selecting the colour palette in each of the spaces as one wrong shade could significantly alter the entire ambience of the place. The challenge for the living room was creating different pieces of wall panelling and wall finishes. We had to find a way to section long walls and so we used trimming and wood laminate to really divide and create a smaller perception of the long walls.





Please take us through the design process from start to finish?

We wanted to give the space a contemporary and chic look, replete with lush greenery in balconies and rooftops along with a modern and luxurious interior while sticking to a neutral colour palette.

We started with a mirror and marble inlaid entryway, tastefully designed to provide a warm welcome as one steps into the home. This is followed by a large, spacious living and dining room accented in grey and gold with high ceilings that open up the space to let natural light in.

The homeowners love throwing parties and having get-togethers hence ample space dotted with tasteful furniture is perfect for hosting large gatherings or parties. Next, we designed the master bedroom with the TV unit set in the wall to tastefully hide all the cables as well as the open terraces in the green sit outs and rooftop to lounge in.

What were the highlights?

We were especially excited to have contemporary chandeliers in common areas, a delightful rooftop sit out with a great view and even a walk-in wardrobe in the master bedroom. One of our favourite parts is the display cabinet with a boutique feel with custom-designed jewellery drawers. In the bathroom we have an onyx wall, which is quite an unusual material to work with, and created a backlit effect with LED lighting. We were also particularly pleased with the decision to go with vinyl wall coverings that provided a premium upscale finish with minimal maintenance.





What is the current trend in the design space?

With the work from home trend increasingly becoming the norm, a dedicated work zone is an essential feature that we cannot do without these days. We have designed a beautiful enclosed area with walls of glass as a home office which neatly divides the space from the rest of the house yet seamlessly integrates with the overall design aesthetic.

Stay-home cooking is increasingly seen as a popular activity today. With the kitchen, storage space is critical and homeowners also prefer lots of walking room for people to cook. With the River Valley project, in particular, we designed a fully modular kitchen with ample storage space and appliances and a pull-out pantry that blends seamlessly with the rest of the space.

In terms of trends across construction and design, we are seeing interiors that include more green features. These include interior gardens and green facades. Trends like these present an opportunity for designers, like us, to explore and experiment with spaces and push boundaries of traditional design.

How do you see the future of design changing over the next few years as we recover from Covid-19?

Much of the entertainment happens at home nowadays, therefore customers are prioritising public areas of their residences. In addition, working and learning from home has become a lot more prevalent in the current times, directly impacting home design and space planning.

What are some of the most exciting opportunities in Singapore in terms of design, architecture and interiors?


In Singapore, homeowners are generally embracing urban-centric lifestyles, with many opting for modern themes and contemporary touches. With our extensive portfolio of projects within this scope, we hope to attract homeowners and demonstrate ease of attaining their ideal home which is in line with current design aesthetics while ensuring an unparalleled ease in the entire design and renovation process.

The Livspace platform in itself promises to deliver quality outcomes for our homeowners. We are constantly innovating to introduce new and exciting developments which will further revolutionise the interior design and home renovation market in Singapore.

What's next for you? What projects are you working on at the moment?

As a designer we are constantly on the lookout for ways to bring our customers' dream home to life! My team and I are currently working on a three-storey new build landed project, with a contemporary and minimal design.





HAFARY

EXPERIENCE THE NEW HAFARY GALLERY

The first showroom dedicated to the art of large format porcelain slabs, engage your creativity and imagination as you journey through the fascinating world of tiles.

HAFARY GALLERY

105 Eunos Avenue 3, Singapore 409836
T: 6250 1368 | E: enquiry@hafary.com.sg
www.hafary.com.sg



5 places to restore heirloom furniture

Can't bear to let go of that beloved armchair passed through the generations but not keen on its dated colour? Here's where to go to have it refinished and updated.

BY JASMINE ALIMIN

Old pieces of family furniture are repositories of our past and pieces of our heritage that we need to preserve. But sometimes it's a challenge to get them to blend with the rest of our modern living spaces. So, the next best thing is to have them reupholstered or refinished, and in some cases, restored to its once pristine condition.

Here's where you can go to breathe new life into your treasured heirloom pieces.

Barossa Furnishing

#09 02 Harvest At Woodlands | 9664-8451 | www.barossasingapore.com

Founded by veteran furniture restorer, David Ditcham, Barossa Furnishing is a family business offering repair, restoration and refurbishment services for antique and modern furniture. The spectrum of work includes sanding down, varnishing and polishing wood, removing unwanted material such as formica laminates, and putting back broken pieces together. Although Ditcham does get several high-profile restoration jobs for big name brands like Raffles Hotel Singapore, a good portion of the business is dedicated to repairing chairs and Chinese wood antiques from the 50s and 60s.

Table Guy

315 Outram Road #06-04 | 8499-8989 | tableguy.sg

Just as the name describes it, Table Guy is a place for modern, good quality stock or custom made tables and bespoke furniture, with a specialty in minimally finished solid wood. More interestingly, all the wood here is finished in VOC-free, non-toxic hardwax oil, which enables you to perform easy DIY maintenance and repair, thereby making it more practical for long term use. The Table Guy champions thoughtful consumption, and that includes repurposing, refurbishing or updating your heirloom items for present-day use. That means anything from sanding the old finish off and re-applying a new finishing, or updating an old design by replacing certain parts with new elements.

Furniture Reborn

Blk 9010 #04-115 Tampines Street 93 | 9698-0360 | furniturereborn.com.sg

This three-generation family business has amassed nearly 40 years of furniture restoration specialising in antique furniture repairs. Besides restoration, these “furniture doctors” also offer refurbishment services and furniture refinishing. This is perfect for those who wish to retain the structure of their heirloom pieces but merely wish to update the varnish of the wood to a more modern shade, or want the finish to be matte, semi-gloss or high-gloss. They are also experienced in refurbishing glass, rattan, metal, laminated and even upholstered furniture.

Singapore Carpenters

#06-16 Bizlink Centre | 8758-3098 | singaporecarpenter.com

Known for their custom carpentry work for both residential and commercial projects, Singapore Carpenters are skilled at large-scale furniture restoration and repair. The company has a network of skilled artisans who are experienced with refurbishing old antique furniture from wooden chairs, tables and cupboards to fabric sofas. Before they can commence work, they prefer to personally come down to closely examine your furniture to assess its condition and advise on the necessary upgrades or repair, which will follow with quotation.

Tommi Restoration

8222-5233 | tommirestoration.com.sg

Whether it's time to refresh the old and worn paint on the exterior of your furniture, repair and refurbish or any customisation you have in mind, Tommi Chan the “King of Restoration” is fully dedicated to your needs. Be it furniture restoration, sofa reupholstery or replacement of marble table tops, Chan's superior workmanship and years of experience will give your heirloom furniture a new lease of life. Very often, most restorations are conducted on-site at your home so you can witness the transformation of your treasured pieces with your own eyes.

■ GEBERIT

GEBERIT AQUACLEAN SELA

BEAUTIFULLY CLEVER



The new, perfected Geberit AquaClean Sela features a timeless, purist form and an even more beautiful design. This elegant shower toilet has been enhanced with optimised functions such as patented WhirlSpray shower technology and orientation light. AquaClean Sela offers even more convenience, not to mention perfect hygiene thanks to its rimless ceramic pan with TurboFlush technology. With its clear design and chrome-plated cover, it can become the centerpiece of the bathroom.



Scan QR code to get
your free Geberit
catalogue

Contact us for more information:

Geberit South East Asia Pte Ltd
8 Kallang Avenue, Aperia Tower 1, #17-09 Singapore 339509
T: +65 6250 4011 | sales.sg@geberit.com | www.geberit.com.sg

Kitchen expert par Excellence

Five reasons why we love the new Excellence Line by
Swiss premium luxury appliance brand V-Zug

BY JASMINE ALIMIN



V-ZUG'S ALL-NEW EXCELLENCE LINE OFFERS A PEEK INTO THE FUTURE OF NEXT-GENERATION HOME APPLIANCES

To complement smart modern homes of today, Swiss kitchen connoisseur V-Zug is launching a premium line of ovens and steam cookers to give homemakers, design lovers and technophiles a completely elevated experience in the kitchen.

Recently awarded the 'Best of the Best' award for Product Design by Red Dot 2021, V-Zug's Excellence Line, launching in Singapore this October, is setting revolutionary standards for new-generation kitchen appliances by offering a puristic design, interactive interface and perfect results. Here we take a closer look at the winning features of this Excellent line of cooking appliances, worthy of any proud chef, home and away.

Seamless integration with any kitchen aesthetic

The Excellence Line appliances are based on a streamlined, uncluttered concept where mirrored glass fronts pick up on the surrounding colours and materials, seamlessly integrating into the overall living space. The convenience level V2000 and V40000 appliances are available in Black and Platinum, while selected professional V6000 models are available in an exclusive Pearl hue. All of the panels and associated design elements are harmonised across all of V-Zug's products, which means that you can combine the Excellence Line with any permutation of Coffee-Centers, dishwashers or WineCoolers. Together, they represent a self-confident, elegant product family formed from a single mould.

Futuristic appliance controls with intuitive app

The centrepiece of the Excellent Line is a TouchDisplay with CircleSlider digital knob, a next-level rotary-push system, elegantly carved into the centre of the display panel. To operate it, you simply trace your finger across the slightly roughened surface to set the cooking process. All settings are indicated on the high-resolution colour display, allowing you to see which meals they are best suited from a database of over 100 dishes using the EasyCook function. During the cooking process, the CircleSlider displays the progress or the relevant cooking phase. This means you always know how far along the meal is. For ease of use, you can view the applications in widget format or list-view and save frequently-used functions and settings as 'Favourites'.



THE V-ZUG APP CAN BE PAIRED
WITH YOUR TOUCHDISPLAY FUNCTIONS



An innovative AutoDoor

Unique and new to the market, the Excellence Line also features the world's first intelligent door that opens and closes when a user activates the TouchDisplay. This innovation is ideal not only for effortless operation, but also means you don't have to check up on your cooking so often. More than that, the appliance can also automatically open ajar to let moisture escape or, if required, allow the oven to cool at the end of the process. AutoDoor provides the option of doing away with handles altogether, fitting in perfectly with handle-free kitchens. But if you're more comforting with handles, you will enjoy the new ergonomic designs milled from a single piece of anodised aluminium and finished by bead-blasting and colour-anodising.



Improved illumination from the inside

All Excellence Line ovens, combi-steam cookers and CombiSteamers are fitted with recessed lights in the sides and ceiling of the cooking chamber to give you better clarity, even when baking on multiple levels. The V2000 and V4000 models use halogen lamps, while the higher-grade V6000 appliances are fitted with LED lights which are more energy-efficient and offer long lamp life.



A smart way to cooking

All Excellence Line appliances are communications-enabled and can be networked via the V-Zug app using a smartphone or tablet. The desired operating mode or an entire recipe can be selected in the app and sent directly to the appliance. The app also allows you to retrieve information about the temperature, remaining cooking time, current recipes, and receive a notification when the programme ends if you wish.

Purchase any model from V-Zug's all-new Excellence Line and enjoy 2 + 3 years warranty coverage. For more information, call 6926-0878 or visit the showroom #03 - 11/12/13 Scotts Square

In the seat of Luxury

BY AUDREY SIMON

As work from home and limited travel become a new norm, redecorating the home has become something we all look forward to. One of the most coveted items to invest in is the sofa; admit it, you work on your sofa and you sprawl on it while you binge-watch Netflix.

Space Furniture, retailer of contemporary furnishings for residential and corporate interiors, has a wide range of luxury sofas that will give you a living space that is warm and cosy.



Sumo by Piero Lissoni

This sofa has been carefully constructed with the use of "lenticular" elements that comes with an attached coffee table. It is equipped with a supporting frame in 30x30 mm "calendared" tubular steel with epoxy powder coating, coated rubber elastic straps. The sofa is padded in polyurethane foam covered in 100% polyether thermally bonded onto a polyamide velveteen backing and a felt pad to protect the seat cushion. Fabric or leather upholstery, both fully removable by zippers and Velcro fastenings. Seat depth is a very spacious 64cm.

Coffee table base is screwed to the supporting frame through a 20mm tubular steel support with black PVC closing cap, on which is welded a "boxed-shaped" element in 3 mm thick laser-cut steel sheet inserted with a 0°-90° swivel mechanism, and 5mm thick steel plate on which the top is fixed. Coffee table top is available in wood or marble.

FEATURE

Saint-Germain

Here is a system of sofas and upholstery elements with sinuous and sensual shapes. Round style recurs in all the modules of the series, which features linear sofas, L-shaped configurations, or organic compositions. The covering, in fabric or leather, enhances its full and voluptuous look. Designed by Jean-Marie Massaud, Saint-Germain transforms any space into a warm and inviting living space.



Le Club

Inspired by the voluminous hide armchairs of the clubs of the last century, Le Club reinterprets one of the archetypes of design with a modern approach. Comfort nor quality is compromised when creating the armchair that lightens the shapes and materials for a casual yet elegant look. Between craftsmanship and technology, Le Club is destined to become timeless and will fit in domestic spaces as well as institutional places.



What is the difference between a sofa, a couch and a settee?

A sofa is defined as an upholstered bench or seat featuring arms and a back, allowing people to sit comfortably.

The couch originated in French interior design in the 17th century, and consisted of a lounge seat with supports at both ends, but with no back support, unlike a sofa as we know it today. A couch was very similar to a traditional daybed or chaise longue. The name likely came from the French word *coucher*, meaning to sleep.

The settee originated in the Middle Ages, and whilst it had a design more similar to the sofa it was typically made from wood, and features an elegant and intricately carved back.

Here's the definitive guide from <https://www.sofa.com/gb>

CREDIT:
SPACE FURNITURE

The Art of buying Art

Breathe life to your living space and give it more personality with art

BY JASMINE ALIMIN

Displaying art all throughout the home can really breathe life into your living spaces and infuse them with plenty of character. And now that work from home has become the default for many of us, investing in some signature pieces of art is starting to look more appealing by the day.

If you love the idea of bedazzling your walls with one-of-a-kind art pieces (or prints for that matter) but haven't the faintest clue of where to begin, we've made it easy for you with this quick checklist of art acquisition. And if all else fails, you could always let expert art consultants and buyers do the sourcing for you!

#1 Buy art that you love

Art like music is very instinctive and mood driven. So, we don't expect you to appreciate every single genre or medium. That's why it's good to spend some time on Pinterest or art galleries to see what you're drawn to. From there you can start filtering your searches based on budget. Some collectors like to focus on art that has a special meaning for them such as pop art images from their childhood, black and white photography, natural landscapes or even artists with inspiring back stories. Whatever the case may be, buying art always gives us that philanthropic feeling knowing that we are supporting the artists' rice bowls to help keep their careers going.

#2 Decide on your art spaces

The relationship between the artwork and its surroundings plays a central role when creating the overall ambience. For example, the most common spaces for entertaining are the living and dining rooms which is why people choose to hang their statement pieces there. But don't neglect smaller awkward spaces like dry bathrooms, entryways and stretches of staircase which could all benefit with a pop of colour and character from some wall art.

Where to buy art

Art Loft

14 Keong Saik Rd | 6521 6690
artloftasia.com

Carré d'artistes

#04-08 Paragon | 6962 3550
www.carredartistes.com

LivingwithArt

#02-05 Tan Boon Liat Building | 6917 6503
www.livingwithart.com.sg

Ode to Art

#01-36E/F Raffles City Shopping Centre | 6250 1901
www.odetoart.com

Taksu Gallery

43 Jln Merah Saga #01-72 | 6476 4788
taksu.com

The Artling

91B Tg Pagar Rd | 6223 0037
theartling.com



#3 Match the theme not the colours

A common misconception is that art has to match. Although the idea of a wall-full of black-and-white photos of your family taken at the same photoshoot seems like a well-laid plan, it might come across looking contrived and catalog-like. Instead, the choice of art should play off the theme of your interiors and the mood you're trying to convey. For example, if you enjoy the tranquility of a green room, having some prints of tropical foliage will complement your growing collection of indoor plants.

A coastal, beachy home or country-styled abode might not suit bold contemporary pieces or funky street art, but instead, prefers light, neutral or white-washed elements with touches of cool hues like blue and green.

For the bedrooms, you can choose more calming and intimate pieces that promote restful sleep like mountain-scapes, tropical flora or beach sunsets with soothing tones, or desaturated photography.



CREDIT: UNSPLASH / SHOP SLO

#4 It's all about and proportion and placement

Just like how you measure your walls before purchasing furniture, it's also important to measure the space that you want to fill with art. It would be weird to have an over-sized painting lord over a small sofa, and vice versa.

As a rule of thumb, the art should span the length of the furniture that it sits above, whether it's the sofa, sideboard, dining table or bed. Also keep wall art a forearm's length above the edge of your furniture, where the focal point of the image is at eye level. Placing your art off-centre also adds dimension to your space and gives it more personality.

Also, when choosing art, do ensure that it doesn't end up "fighting" with your furniture. There should be one focal point -- either the art or the furniture, but not both, unless you're into maximalism!

If you feel a large canvas might be too big of an investment, you could line up smaller pieces of matching wall art (ideally as a trendy set of three), or a salon-style gallery of mismatched frames -- both of which ooze personality and tell a story.

You don't even have to mount every art piece on the wall (good news for those who hate drilling holes). Sometimes just having them rest on a side table or bedside leaning against the wall looks just as inviting and refreshingly novel.

#5 Don't limit art to just paintings

Art doesn't always have to be an oil painting on a sheet of canvas, sometimes it can take the form of a metal sculpture, a glass vase, pottery, textile art or even a collection of clocks! It's very possible to look beyond a 2D image to find a unique piece that best reflects you and your homely surroundings.

#6 Consider the lighting

While sculptures or other mixed-media installations will benefit from more illumination from lights, do take extra care of paintings whether acrylic or watercolour. Experts always advise keeping the artwork away from natural light as this can cause the colours to fade over time. You can request for paintings and photographs to be framed up with UV-protective anti-reflective glass or Perspex. If your art wall happens to be near a window, then consider prints that are less expensive and less likely to fade.

The Zoom Boom

Founder of multi-disciplinary creative studio, A Common Thread, Alexandra Beggs shares why homeowners are paying her to dress up their work corners for Zoom calls

BY JASMINE ALIMIN

CREDIT: PEXELS / PAVEL DANILYUK

Welcome to your new office: your home. By now you've probably clocked in at least 100 Zoom calls, many of which consisted of creative virtual filters and backdrops that may on occasion have made you appear a little ghostly. Not a good look if you're hosting webinars or making a presentation to high-level executives and directors.

Maybe it's time you joined a growing number of work-from-homers who are sprucing up their work spaces to create a video-worthy background. According to Alexandra Beggs, founder of multi-disciplinary creative studio, A Common Thread, not only have home renovation projects spiked over the last year, a large portion of that revolves around creating the perfect physical backdrop for Zoom meetings.

"The importance of comfort, aesthetics, size and space have become front and centre in people's minds. Many are moving into larger spaces while some are opting for a 'don't move, improve' approach and reconfiguring existing layouts to maximise their existing spaces. We have been designing more Zoom backgrounds than dining rooms at the moment!" she shares.

The reason for this is simple: many people want to continue to operate professionally despite having to work from home. "With the work-from-home (WFH) situation still in effect, these clients want to create a solution that allows them to continue to work

seamlessly from home. Elements like video camera location, lighting, and what's in the fore and background are key to creating a professional scene. They're also of the mindset that this is a long-term solution to the WFH flexibility - a byproduct of this pandemic," says Beggs.

In terms of theme or concept, she explains that "it's less about a theme and more about who they are as a person and how that can be represented visually." But for the most part, they just want a background that's uncluttered and always pleasing to the eye.

While many private homeowners have been giving their homes extensive overhauls with many doing gut renovations and reconfiguring floorplans, those with smaller budgets or renting apartments do invest in custom furniture pieces, window dressings, wall coverings, accessories and styling.

For those living abroad, A Common Thread also offers virtual e-styling consultations where they can assess the blueprints of your home and advise possible styling upgrades that you can perform easily on your own.

Beggs' company also retails a growing collection of lifestyle items by A.C.T. Essential, centred around peoples' personal daily rituals. You may purchase them at actessential.com



CREDIT: PEXELS / VLADA KARPOVICH

Simple ways to make your home camera-ready

Find an ideal backdrop

Not everyone is blessed with a dedicated room for a home office. For Zoom calls, you could move into the living room and pick an armchair and dress up the wall or window behind it. The console behind a dining table is also a great place to personalise with decorative ornaments like a lamp shade and plants.

Set the camera at eye level

No one likes to see a close up of just your head on-screen. Before rearranging the backdrop, set the camera at eye-level – by raising your screen or setting your laptop on a few books – where you are visible from chest or waist-up. That carves out just the right amount of space for decorating.

Props to match your personality

The trick is to furnish your backdrop with just enough detail that conveys your personal style but not too much that it looks cluttered. A statement clock or large piece of artwork are great accents for creative people, while floating shelves filled with books and travel memorabilia showcase your intellectual side. Some sentimental people like to hang up inspirational quotes, a gallery of framed photos or vintage furniture against soft furnishings like curtains, while nature-lovers enjoy a mélange of plants for a homely feel.

Murals are trending

Sitting in front of anything that is not a bare wall gives you more character. If you love colours and textures, consider wallpaper, exposed brick walls, or the current craze of mural art - a large picture painted or affixed directly on a wall or ceiling.

Colours play a part

Different hues also set the mood, not only for you, but the people looking at you from the other side. Green evokes balance, freshness and is easiest on the eyes; blue is calming and promotes communication and efficiency; yellow brings a burst of positivity, creativity and happiness; while red represents courage, strength and excitement.



CREDIT: UNSPLASH / ALEXANDRA GORN



A greener way of life

The best indoor plants and how to care for them

BY JASMINE ALIMIN

If there's one positive thing to come out of this pandemic is that it's created a new generation of self-caring hobbyists who fill their free time with exercise, food, Netflix and plants. Just ask five-generation florist, Sing See Soon, which observed over 300% sales increase at their Experiential Garden Centre in Simei over the past year.

While the sale of herbs such as rosemary, oregano, basil, thyme and curry leaves are the top choices, fruiting plants like berries and strawberries are also in demand. Indoor plants, such as colourful begonias, are hugely popular with those working from home who want to bring a piece of nature into their personal spaces.

If you're keen to start building a green sanctuary in your home, here are some popular low-maintenance indoor plants worth investing in.

Visit Sing See Soon's blog for more plant care tips at singseesoon.com/blogs/tips-tricks

DÉCOR HACKS



01 String of Hearts (*Ceropegia woodii*)

This pretty hanging houseplant requires indirect sunlight – best placed next to a window – and is easy to maintain as long as you manage its moisture levels and not to over-water it.



02 Boat Lily (*Tradescantia spathacea*)

This beautifully-coloured foliage brings a pop of colour wherever you put her. It enjoys being out in the sun but also relishes the afternoon shade where more vivid pinks and purples will start to show.



03 Fiddle Leaf Fig (*Ficus lyrata*)

A very low maintenance plant that can grow up to 3m in height, the Fiddle Leaf Fig only needs water when the top inch of soil looks dry. You may place it in a spot that receives indirect morning sunlight.



04 String of Pearls (*Senecio rowleyanus*)

Here's a great succulent that thrives in sandy soils and relishes the early morning sun. To make sure the plant doesn't grow too long to the point that it gets torn from the roots, ensure the crowns of the pearls stay within the top of the pot.



05 Swiss Cheese Plant (*Monstera deliciosa*)

A tropical beauty, this leafy plant develops holes in her leaves as she matures. It thrives under the shade in the balcony or near a window, and requires some misting every couple of days to stay plump and dewy.



07 Peace Lily (*Spathiphyllum*)

Available in various sizes, the Peace Lily will make a great centrepiece, both on the table and on the floor. This plant also helps to cleanse the air we breathe and do well in low-lit rooms. Wait for the leaves to droop a little before giving it a good shower.



07 Snake Plant (*Dracaena trifasciata*)

Also called mother-law's-tongue, the snake plant has been known to clean air better than any other houseplant – perfect for homes that live close to main roads and highways. It needs very little light or water to thrive. Just be sure to water the soil and not the leaves, as they may rot.



08 Succulents

With their small sizes and wide variety, succulents are the perfect little plant companions for smaller rooms. Pot them individually or make a mini garden in a terrarium. They love the sun and fresh air so do place them in a well-ventilated room near a window, and avoid watering the leaves as they will rot.



09 Orchids

These humidity-loving plants are very hardy and need only two to three tablespoons of water every two weeks. Orchids need their beauty sleep, so let them enjoy some R&R in the dark every night.

B&B ITALIA



design Antonio Citterio - bebitalia.com

SPACE

Singapore 77 Bencoolen St
Kuala Lumpur 106 Jalan Maarof,
Bukit Bandaraya, Bangsar

Sydney, Melbourne, Brisbane
spacefurniture.asia

Noonu